

Sign Specifications and Installation Guidelines

Signs:

- Address numbers must be white and at least 75mm (3") in height.
- The reflective panel shall be blue and the address letters/numbers shall be in a retro-reflective contrasting colour (white).
- Four to five digit address must be posted at approach. In multi-lot subdivisions the two or three digit numbers are required.

Installation:

- Must be in an obvious place next to the driveway at the property line.
- Should be clearly visible from public road (from either direction) and not obstructed by trees, buildings, etc..
- Should be firmly attached to a post, fence or other permanent fixture.
- Signs should be a minimum of 1 meter and no higher than 2.5 meters above natural ground level.
- Should be on the right hand side of the driveway, entering the property and far enough from the shoulder to allow snow removal.

CAUTION should be exercised with any underground installation to avoid contact with utilities.

For assistance with this, contact:

ALBERTA ONE CALL AT
1-800-242-3447



1408 TWP 320, Bag 100
Didsbury, Alberta TOM OWO

P 403.335.3311 1.877.264.9754
F 403.335.9207

www.mountainviewcounty.com

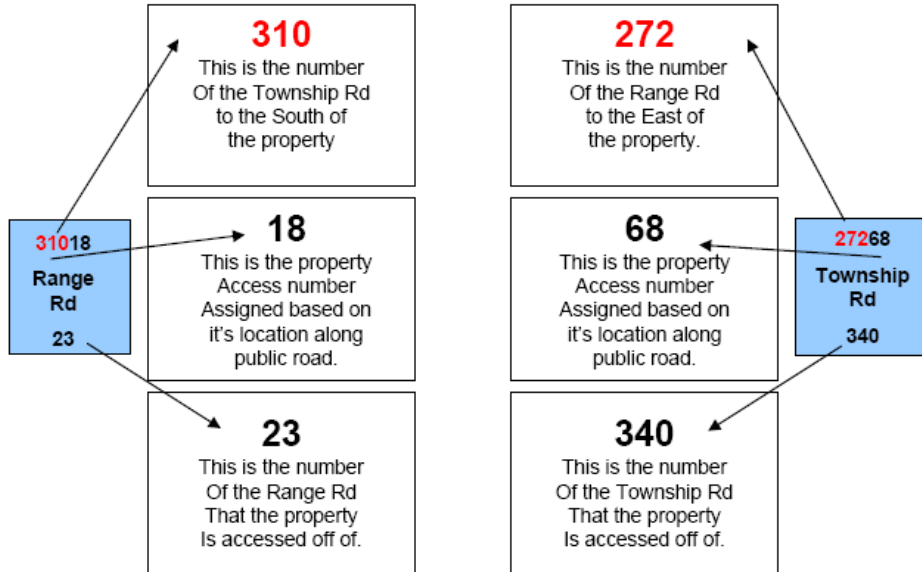
MVC (08/08)

Rural Address- What does it all mean?



How does Rural Addressing work?

Addresses are based on where your driveway (approach) is located along the public road (Township/Range Roads and Highways).



Each mile of public road is divided into 40 meter address intervals. Each address interval contains two addresses, one on the east/west side and one on the north/south side. Address numbers increase from South to North and East to West with odd numbers on the South and East sides of roads and even numbers on the North and West side of roads.

This system is NOT the same as your postal address or your Legal Land Description. You need to become familiar with the entire address, not just the first set of numbers.

The Sign is Cheaper than the fine!

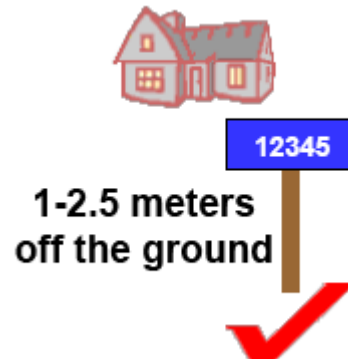
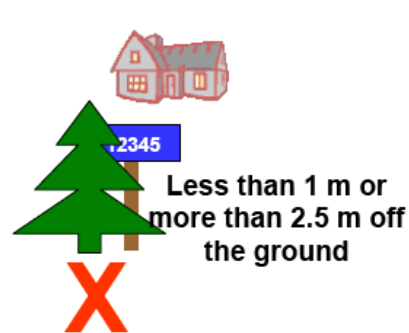
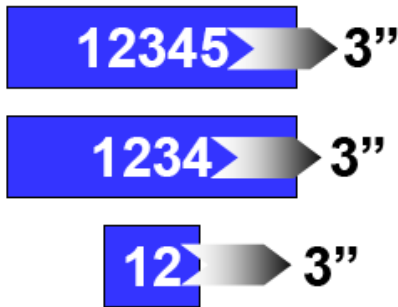
Most residents will only require one sign at a cost of approximately \$30.

In some cases you will require more signs if you have multiple residences on your property. The Bylaw infraction could cost upwards of \$100 if your sign is not posted.

Although the Bylaw does not require the Township, Range Road or Highway reference on your sign, we now recommend that you do include it on your sign.

If you are building a house, shop or business facility you will need a rural address before Telus will install your lines. Call the county office when your approach is completed and we'll survey your driveway and get your address to you A.S.A.P.

Mountain View County will be installing blade signs at entrances to multi-lot subdivisions as well as phasing in large map boards over the next several years.



Remember: Your entire address (i.e. 31018 Rge Rd 23) should be posted by your telephones for quick reference!