

Mountain View County



Economic Indicators 2015



Mountain View
COUNTY

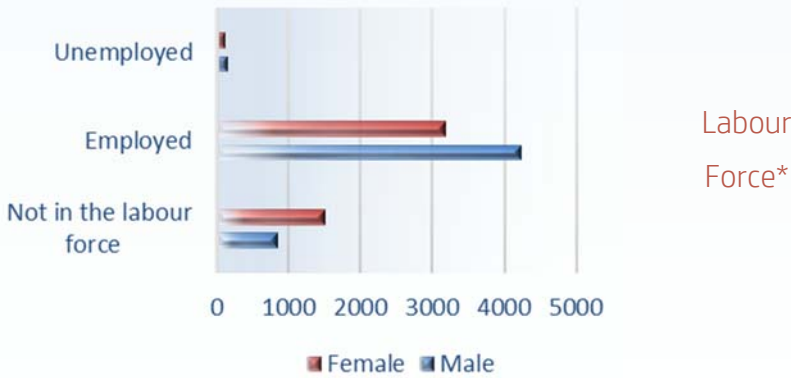




- Construction & Materials
- Legal, Accounting, Business Services
- Educational, Health, Social Services
- Auto Dealers & Repair Services
- Agricultural and Natural Resources
- Food Stores; Dining
- Hotels, Theatres, Recreation
- Finance Insurance and Real Estate
- Manufacturing
- Other

Industrial Growth Potential *

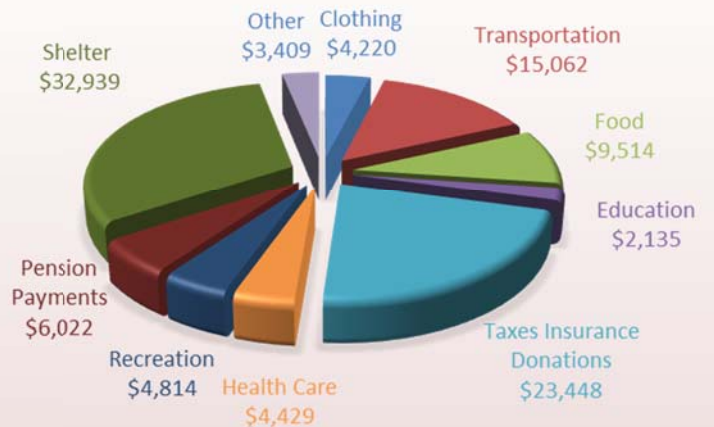
2100 acres
identified for industrial use



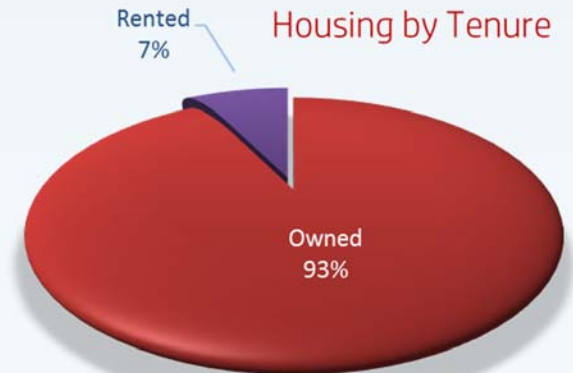
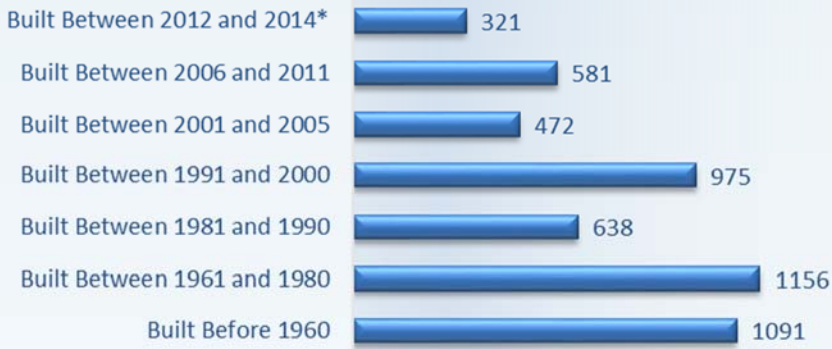
Average Income *



Average Household Expenditures



Housing by Period of Construction



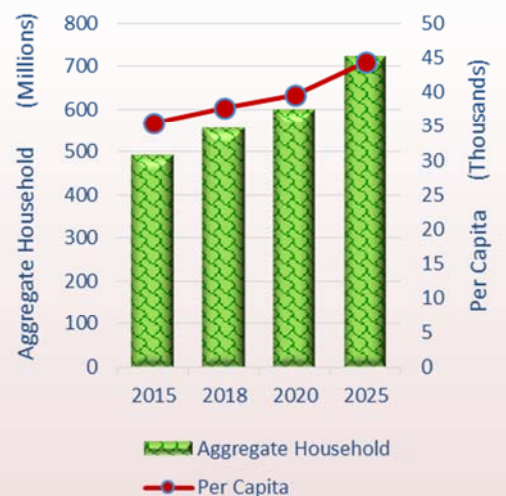
Annual Disposable & Discretionary Income per Household



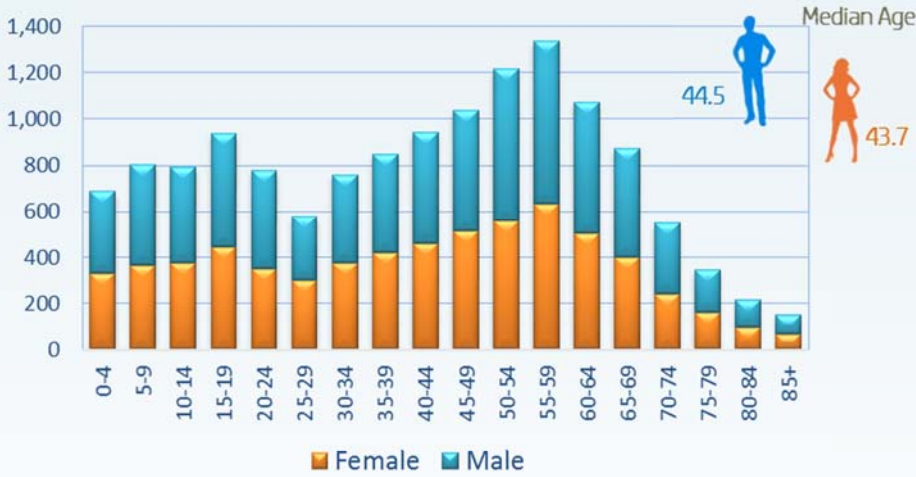
Income Households over \$100,000/annum




Income Projections



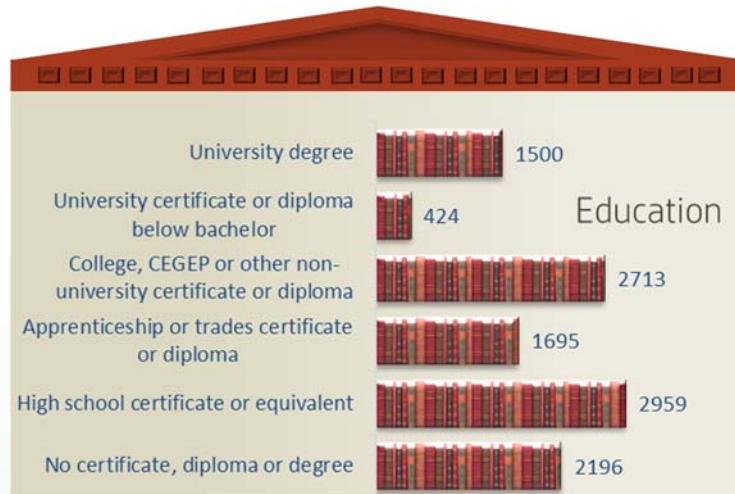
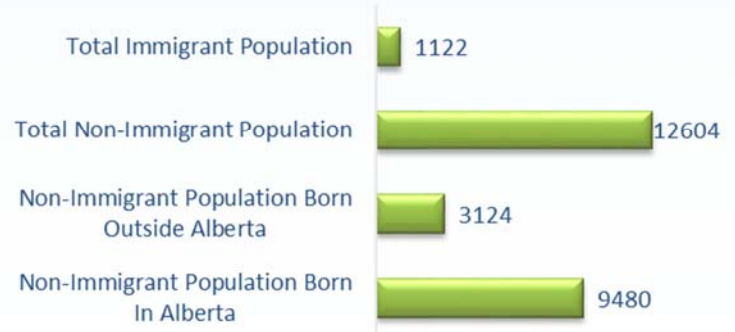
Population by Age



Historical Population *



Immigrant Population



Central Alberta Economic Partnership Ltd.

P: 403.357.2237 or 1.888.508.2237 ~ F: 403.357.2288 ~ info@caepalberta.com

B102, Suite 354, 5212 48 Street, Red Deer, AB T4N 7C3

www.centralalberta.ab.ca

Estimated data are extracted from the 2015 DemoStats, DaytimePop, HouseholdSpend, WealthScapes, and Business Profiles Canada datasets developed by Environics Analytics. The report uses an Environics Analytics' forecasting process to determine current year and future projections based on 2011 Stats Canada information.

Variables marked with an asterisk (*) are based on data supplied by Municipalities, Alberta Municipal Affairs, National Household Survey, CMHC Rental Report June 2015 or the GOA 2014 Apartment Vacancy & Rental Cost Survey. This report is for information purposes only and CAEP does not assume any responsibility or liability by providing it.



Prepared by StoneBlue Management on behalf of CAEP