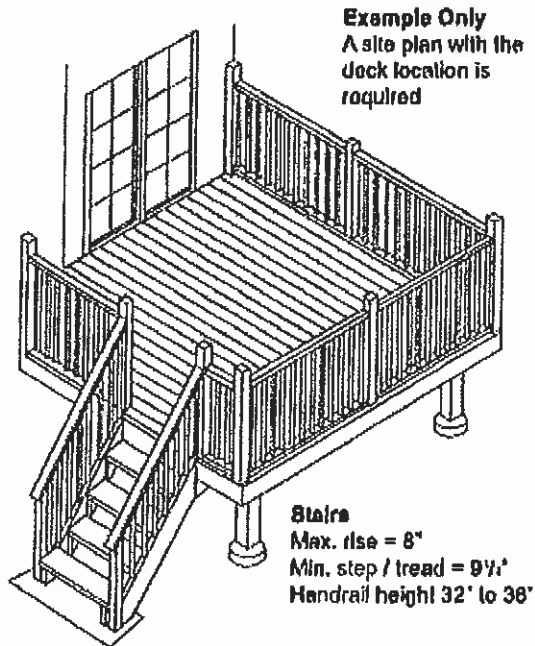
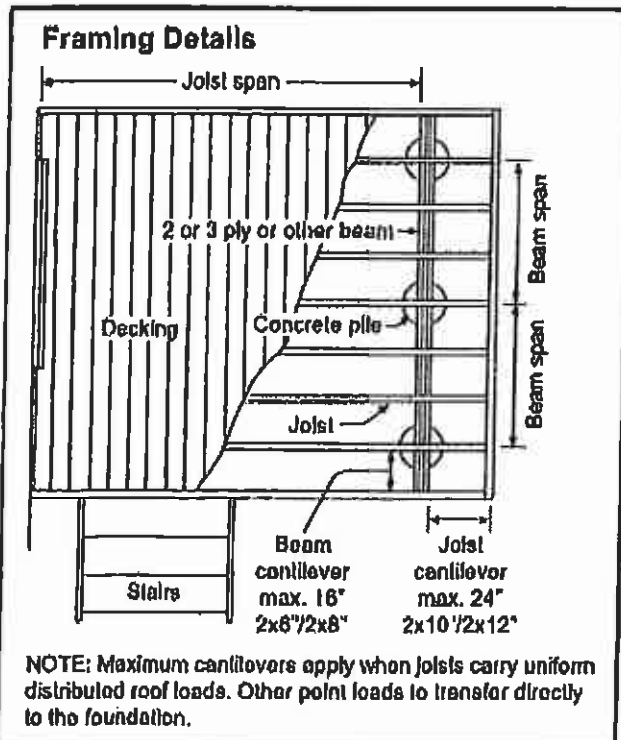
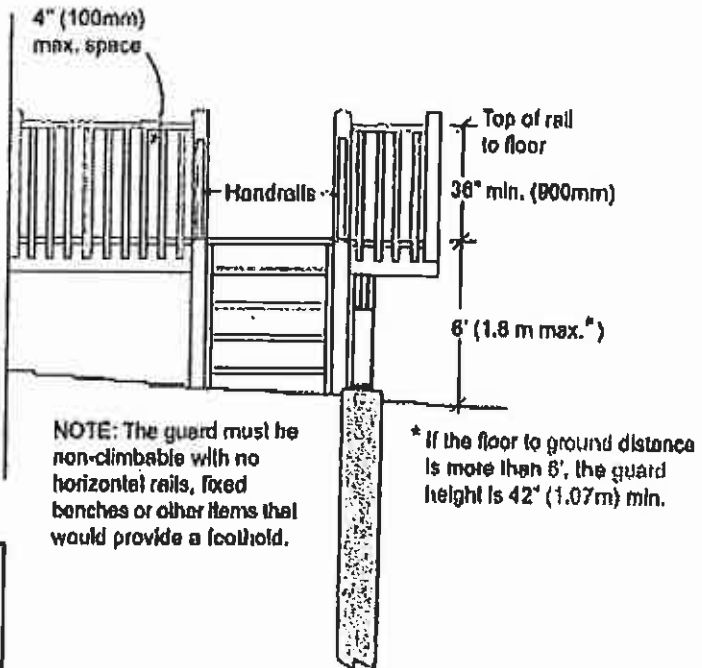


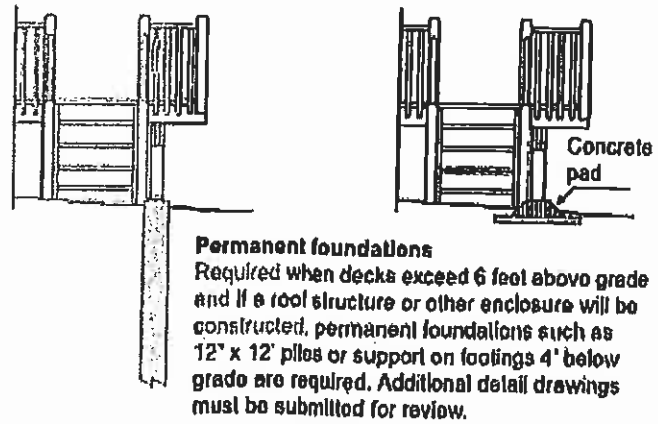
**Uncovered Deck - Construction Details Information Sheet**



**Guardrail Design**



**Foundation Options**



Maximum Framing Spans				
Joist	Span 16" o.c.	Span 24" o.c.	Beam	Post Spacing
2 x 6"	9' - 4"	8' - 2"	2 - 2 x 8"	3' - 9"
2 x 8"	11' - 7"	10' - 9"	3 - 2 x 8"	9' - 9"
2 x 10"	13' - 8"	12' - 11"	3 - 2 x 10"	11' - 11"
2 x 12"	15' - 7"	14' - 8"	2 - 2 x 12"	13' - 10"

**Deck Construction Details**

Deck floor above ground height \_\_\_\_\_

Joist size and spacing \_\_\_\_\_

Beam size and post spacing \_\_\_\_\_

Foundation type (pile size and pad figs.) \_\_\_\_\_

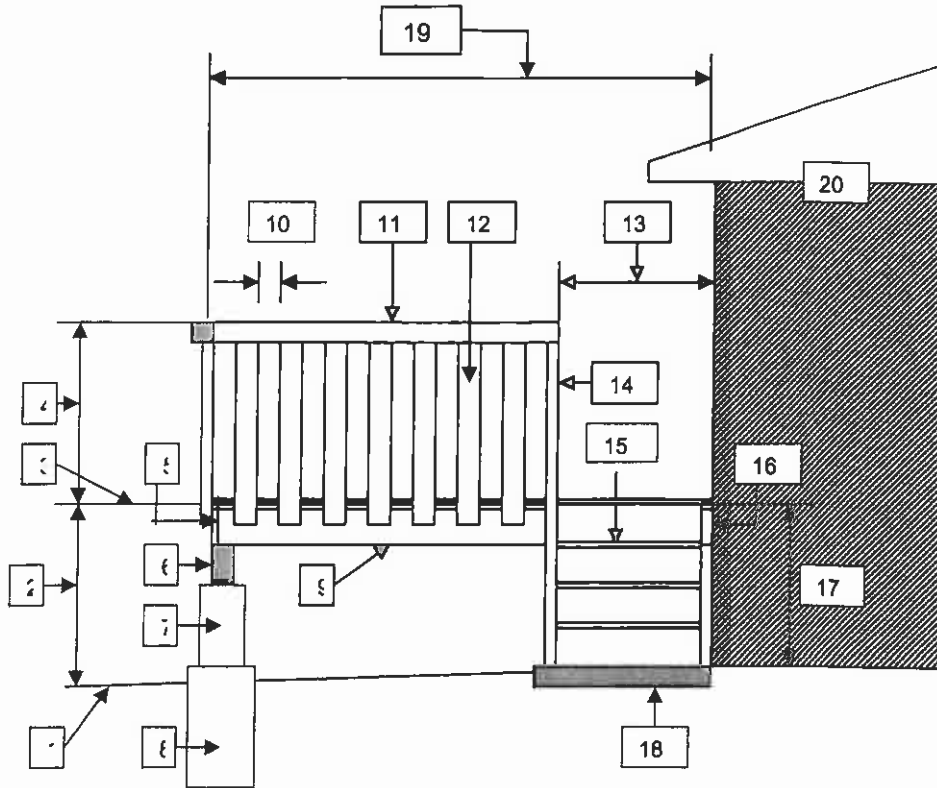
Guardrail and handrail height \_\_\_\_\_

Applicant Name (print) \_\_\_\_\_

Address \_\_\_\_\_

Telephone \_\_\_\_\_ Date \_\_\_\_\_

## DECKS, GUARDRAILS, HANDRAILS, STAIRS INFORMATION SHEET



**BASIC CODE INFORMATION:**

1. Grade: 2% slope for drainage
2. Deck height from grade: Specify (\_\_\_\_\_)
3. Floor decking: Specify (\_\_\_\_\_)
4. Height of guard from deck
  - 36" (for 2' to 6' deck height above grade)
  - 42" (for 6' over deck height above grade)
5. 2"x10" End joist (or same size of floor joist)
  - Others: (\_\_\_\_\_)
6. 3-2"x10" Built up beam
  - Others: (\_\_\_\_\_)
7. 6"x6" wood post anchored to the concrete pile
  - Others: (\_\_\_\_\_)
8. 12" Diameter x 12' deep concrete pile @ 6'-6" o/c recommended.
  - Others: (\_\_\_\_\_)
9. 2"x10" floor joist @ 16" o/c.
  - Others: (\_\_\_\_\_)
10. 4" max space between railings.
11. Guardrail: Specify (\_\_\_\_\_)
12. Railings: Specify (\_\_\_\_\_)
13. 34" minimum stair width
14. Stair handrail 32" to 38" height measured

15. 2"x10" stair tread, minimum.
  - Others: (\_\_\_\_\_)
16. 2"x10" Ledge (same size as joist)
  - Others: (\_\_\_\_\_)
17. Stair: Rise: 5" to 8"  
 Run: 8-1/4" to 14"
18. 4" thk concrete pad (optional)
19. Joist span: Specify (\_\_\_\_\_)
20. Existing house.

**Note:**  
 The above information does not cover all relevant requirements of the Alberta Building Code. The details shown in the drawings are guidelines for your reference and information only. You may use other options provided the work complies with the code. If you have any question or need assistance please free to call.