

COMPLETE AND RETURN PRIOR TO CONSTRUCTION

Mailing Address: Mountain View County, Bag 100, Didsbury AB T0M 0W0

Fax Number: (403) 335-9207

operations@mvcountry.com

**MOUNTAIN VIEW COUNTY
APPROACH PERMIT**

Date: _____

1. Name of Applicant _____

2. Mailing Address _____

3. Phone Number _____

4. Fax or Email _____

5. Legal Description of Land ¼ ____ Sec ____ Twp ____ Rng ____ West of ____ Meridian
(Plan _____ Block _____ Lot _____)

6. Location of **New** Approach(s) _____
(draw these on the map on the reverse)

7. Location of **Existing** Approach(s) _____
(draw these on the map on the reverse)

8.	STANDARDS FOR APPROACHES ARE AS FOLLOWS:	APPROVED	REQUIRED
a	7m/23ft minimum width, with flared ends (6m/20ft Radius) from property line to shoulder of road		
b	500mm/20in diameter culvert – (minimum) with bevelled ends, new corrugated metal		
c	Length of Culvert _____ metres		
d	Slope/Grade of approach will be 4% or less		
e	75mm/3in of 19mm/0.75in crushed gravel		
f	3 to 1 Side slopes		
g	Sight lines: unobstructed view of 140m/460ft - both directions		
h	A minimum of 46m/150ft offset from intersection		

These standards may also be altered at the discretion of the County in response to local circumstances.

Office Use Only		
Copy to Public Works on _____ Date _____		
First Inspection	(Date) _____	(Signature) _____
Need second inspection	<input type="checkbox"/> Yes	<input type="checkbox"/> No
	Mailed Out: _____	
Second Inspection	(Date) _____	(Signature) _____
If third inspection is required there will be a charge of \$ _____		
Third Inspection	(Date) _____	(Signature) _____


For more information on approaches please contact
Operational Services at 403-335-3311 extension 142 or operations@mvcountry.com

COMPLETE AND RETURN PRIOR TO CONSTRUCTION

Mailing Address: Mountain View County, Bag 100, Didsbury AB T0M 0W0

Fax Number: (403) 335-9207

operations@mvcountry.com



Legal Description: _____

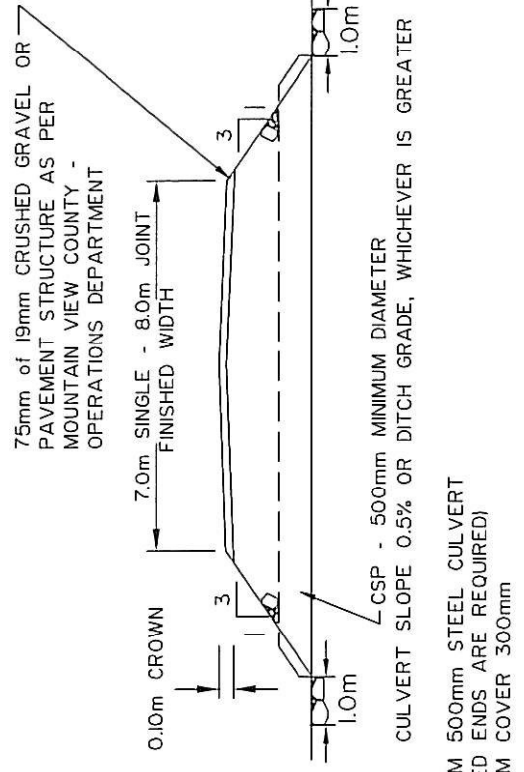
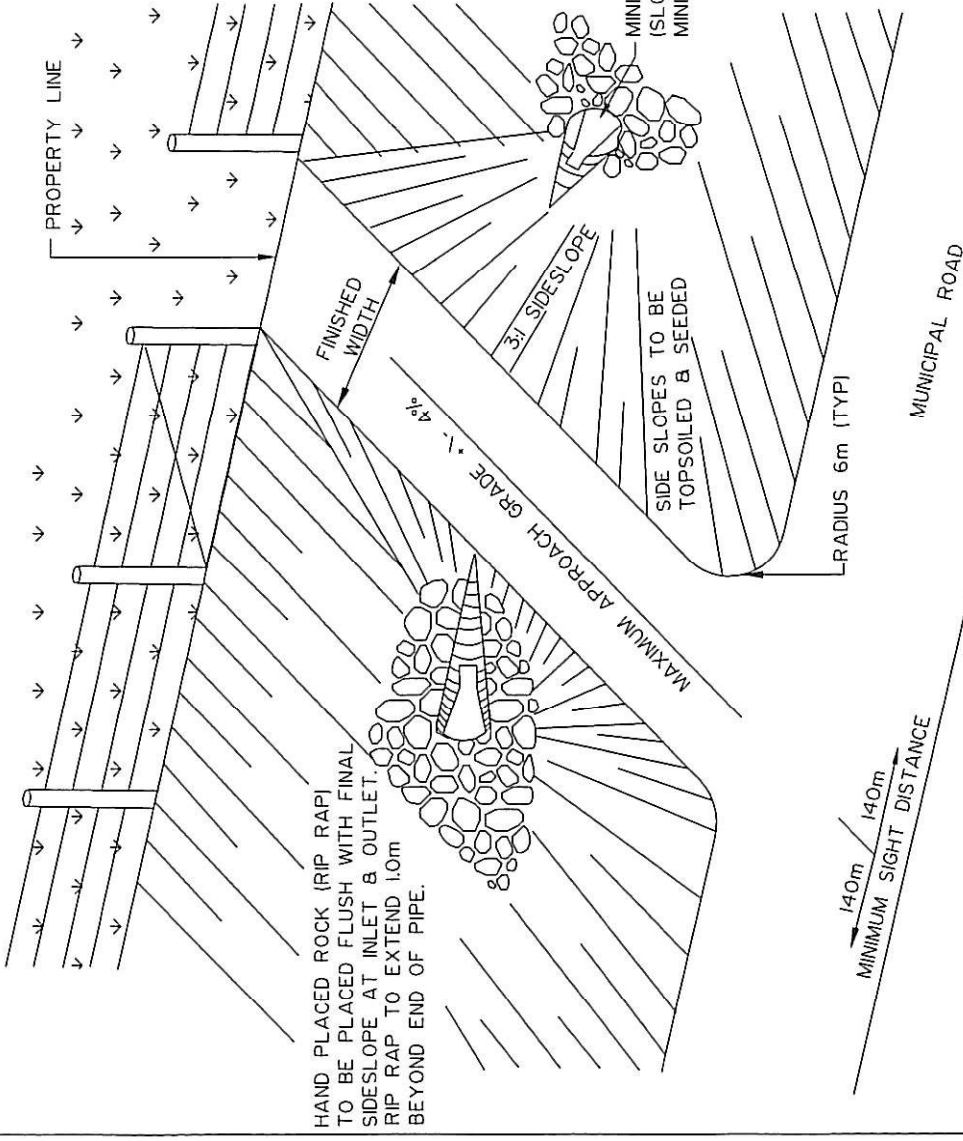
Developers: Please be aware that all approaches must be constructed as per Mountain View County standards

- New and/or existing approaches to the new parcel and the balance to be upgraded to current MVC standards or removed as required by conditions of approval.
 - Location
 - Width
 - Slopes
 - Surfacing Standards
 - Approach grade
 - Shoulder Radius
 - Maximum approach grade
- Site lines to meet MVC standards
May need to clear existing trees, hedges, etc.
- Drainage Requirements
Existing Approach may need re-grading as required by condition of approval
- Culvert requirement to meet MVC Standards
Culverts should be located at the toe of backslope whenever possible
Rip Rap installed flush with slope
- Disturbed or newly constructed sideslope, backslope and ditch bottom to be topsoiled and seeded to current County specifications
Seed certification to be approved by MVC Operational Services
- Utility line located required prior to construction (1st call)
- Surfaces on all approaches must be consistent with the adjoining road

Notes:

All requirements are at the sole expense of the developer

See attached "Typical Approach" diagram for approach standards



MOUNTAIN VIEW COUNTY			
TYPICAL APPROACH			
DATE	SHEET	SCALE	FIGURE
2011	1 OF 1	N.T.S.	